



연세대학교
YONSEI UNIVERSITY

Yonsei_Web SSID

Wireless Connection Manual



연세대학교
YONSEI UNIVERSITY

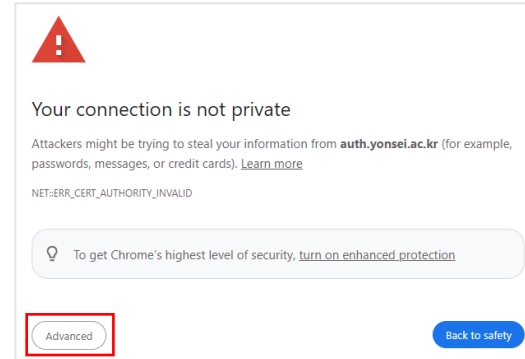
- A. Wireless Connection Manual
- B. Delete Registered Device

A. Wireless Connection Manual

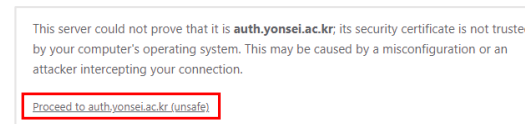
- 1 Wi-Fi connection
- Click **Yonsei_Web** SSID



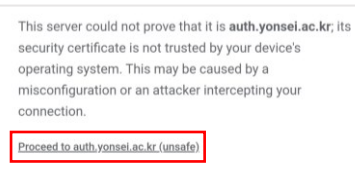
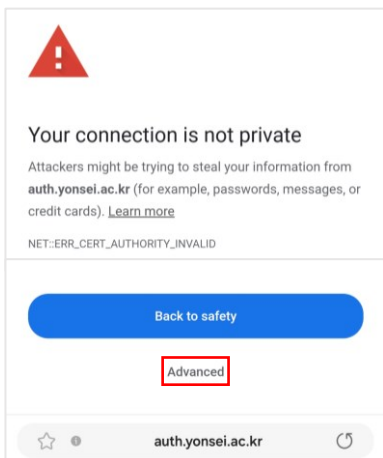
- 2 Laptop – Default Browser
- Click **Advanced**




- Click Proceed to **auth.yonsei.ac.kr (unsafe)**



- 3 Mobile Device - Browser
- Tab **Advanced**
- Tab **Proceed to auth.yonsei.ac.kr (unsafe)**

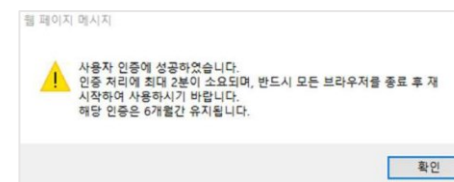


- 4 Put your information
- ID : Yonsei Portal ID
- Password : Yonsei Portal password



- 5 Close the Popup message

- Relaunch the web browser after 2 ~ 5 minutes
- Will keep certification for 6 months for your device information



B. Delete Registered Device



- 1 Error popup message
- Can register 5 devices

등록된 자원중 일부를 삭제해야 사용가능합니다.

NO	MAC ADDRESS	등록일	종료일	삭제
1	08:00:00:00:00:00	2016/03/31	2016/09/30	삭제
2	08:00:00:00:00:00	2016/03/29	2016/09/29	삭제
3	08:00:00:00:00:00	2016/04/12	2016/10/12	삭제
4	08:00:00:00:00:00	2016/05/31	2016/11/30	삭제
5	08:00:00:00:00:00	2016/05/31	2016/11/30	삭제

1대 선택

- 2 Delete Unused device
(Check the MAC Address)



- 3 After checking the re-registration message
Close web browser

- Restart the browser after 1-2 minutes and use the Internet

